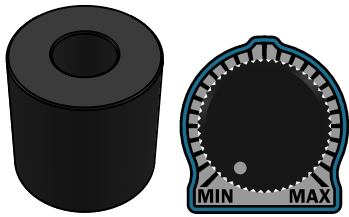
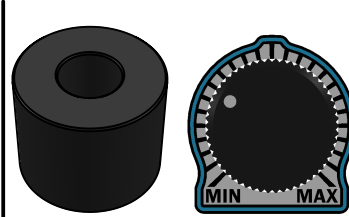


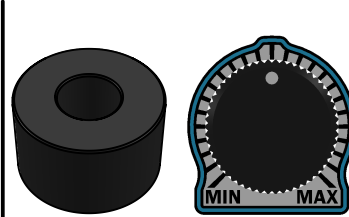
In our Pedal set You find 60, 70 and 80 Shore Elastomers. They give You a wide range of adjustments from an Streetcarish, to an Racecarish Brake feel. This guide will give You some Brake configuration examples and will help You to understand the limits of each elastomer, based on the maximal pedal effort what they can handle. Each elastomers has its own limits and if they are constantly overstress, they will fail by time.



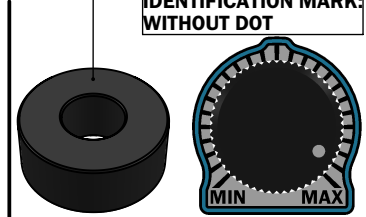
25mm 60# Soft Elastomer
Highest Brake force adjusting Poti setting is: 7 o'clock (minimum)



20mm 60# Soft Elastomer
Highest Brake force adjusting Poti setting is: 10 o'clock (moderate)

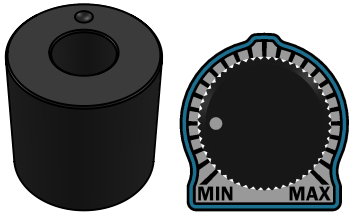


15mm 60# Soft Elastomer
Highest Brake force adjusting Poti setting is: 12 o'clock (medium)

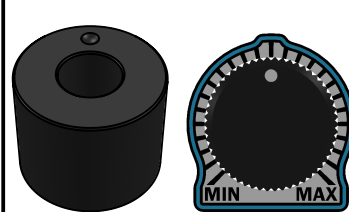


10mm 60# Soft Elastomer
Highest Brake force adjusting Poti setting is: 4 o'clock (very high)

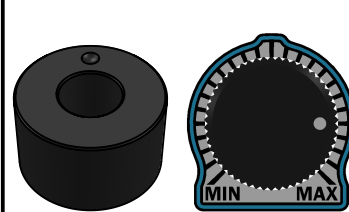
SOFT ELASTOMER IDENTIFICATION MARK: WITHOUT DOT



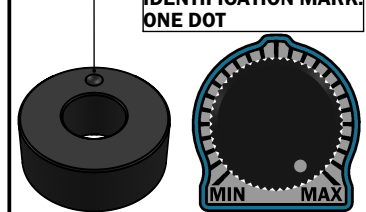
25mm 70# Medium Elastomer
Highest Brake force adjusting Poti setting is: 9 o'clock (low)



20mm 70# Medium Elastomer
Highest Brake force adjusting Poti setting is: 12 o'clock (medium)

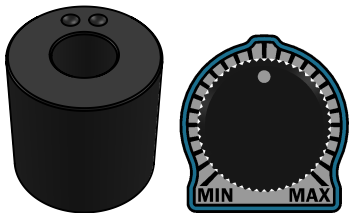


15mm 70# Medium Elastomer
Highest Brake force adjusting Poti setting is: 3 o'clock (high)

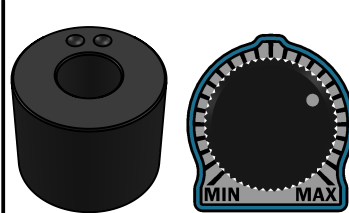


10mm 70# Medium Elastomer
Highest Brake force adjusting Poti setting is: 5 o'clock (maximum)

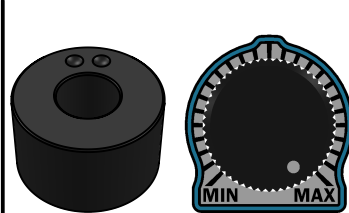
MEDIUM ELASTOMER IDENTIFICATION MARK: ONE DOT



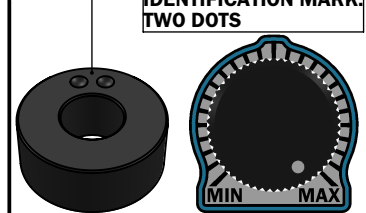
25mm 80# Hard Elastomer
Highest Brake force adjusting Poti setting is: 12 o'clock (medium)



20mm 80# Hard Elastomer
Highest Brake force adjusting Poti setting is: 2 o'clock (medium high)

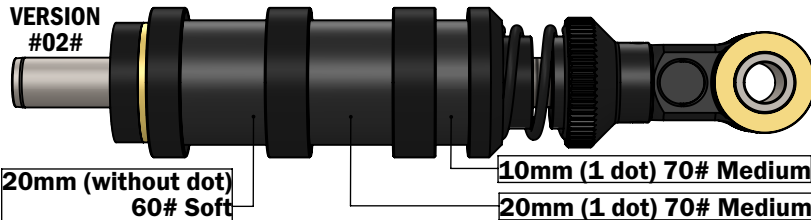


15mm 80# Hard Elastomer
Highest Brake force adjusting Poti setting is: 5 o'clock (maximum)




10mm 80# Hard Elastomer
Highest Brake force adjusting Poti setting is: 5 o'clock (maximum)

HARD ELASTOMER IDENTIFICATION MARK: TWO DOTS



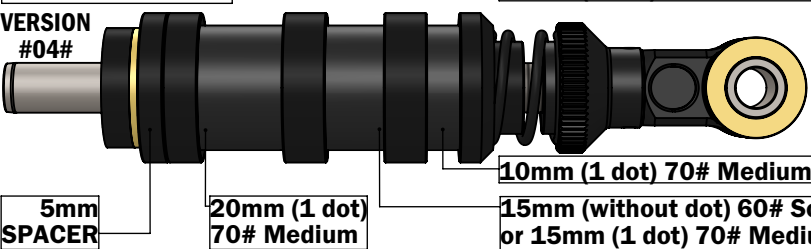
VERSION #02#
20mm (without dot) 60# Soft

10mm (1 dot) 70# Medium
20mm (1 dot) 70# Medium



Streetcarish Brake feel

This is Our Factory setting, it is installed on Your pedal when You receive it. It give You an soft, "Streetcarish" Brake feel. Highest Brake force adjusting Poti setting is: 10 o'clock (moderate)



VERSION #04#

5mm SPACER

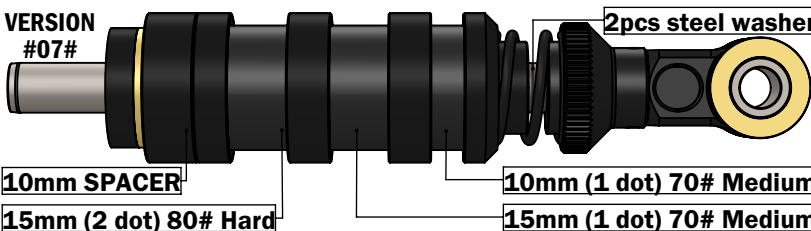
20mm (1 dot) 70# Medium

10mm (1 dot) 70# Medium
15mm (without dot) 60# Soft or 15mm (1 dot) 70# Medium



Sportcarish Brake feel

It give You an medium firm, "Sportcarish" Brake feel, You can use 15mm soft or Medium elastomer to finetune it. Highest Brake force adjusting Poti setting is: 12 o'clock (medium)




VERSION #07#

10mm SPACER
15mm (2 dot) 80# Hard

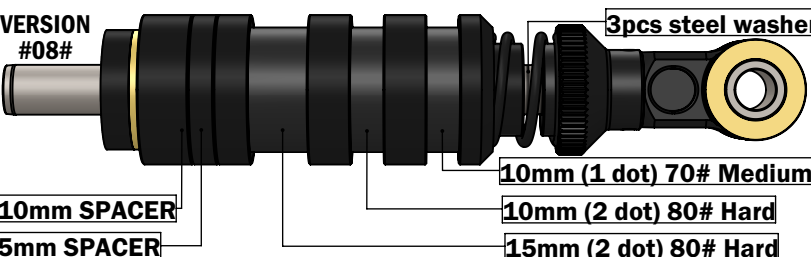
2pcs steel washer

10mm (1 dot) 70# Medium
15mm (1 dot) 70# Medium



Racecarish Brake feel

It give You an firm, "Racecarish" Brake feel. Use 2pcs steel washer to reduce brake pad gap effect (ref. manual page 10). Highest Brake force adjusting Poti setting is: 3 o'clock (high)




VERSION #08#

10mm SPACER
5mm SPACER

3pcs steel washer

10mm (1 dot) 70# Medium
10mm (2 dot) 80# Hard
15mm (2 dot) 80# Hard



Formula carish Brake feel

It give You an very firm, "Formula carish" Brake feel. Use 3pcs steel washer to reduce brake pad gap effect. Highest Brake force adjusting Poti setting is: 3 o'clock (high)